

PDF Generation – Configuring your Learning Package to enable the learner to printout PDFs

Introduction

This document explains how you can provide your students with the capability of printing or saving the content from your learning packages and also print or save certificates as you wish.

As an author you can decide whether learners can print or save:

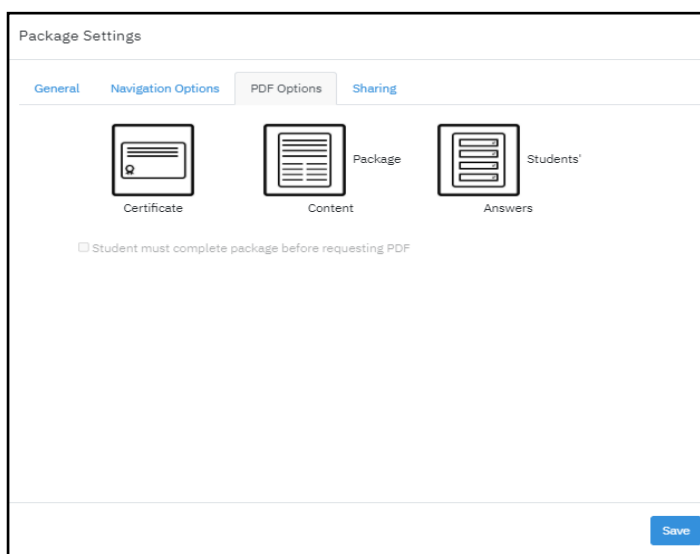
- I) A completion Certificate
- II) The complete content of the package
- III) The answers the learner has given to questions and MCQs posed within the package

The latter function is useful if you wish learners to submit their free text answers for marking.

Setting the PDF Options

The system is entirely flexible, the author controls which of the print options is available to the learner i.e. one, none or many. When an author is editing a package, they can set the PDF options by clicking on Package Settings tab. Select the PDF Options Tab.

[PDF Options]



The above options are displayed

When the author clicks on one of the options a tick is displayed. This can be toggled on or off. When the save button is pressed the combination of options selected by the author is applied to the published learning package.

Note: When a Learner is using the package, the generated PDF button only appears when they have accessed 100% of the pages within the package unless the author has set the check box to enable access immediately.

The Author can set whether a Learner can print a PDF after they have completed the published / exported Learning Package

The options are:-

Certificate – Confirming completion of the Package
This can include the Learners name if the User Details element is included. And their score if the have answered any MCQs included in the package

Package Content – This included all content including images contained within the Package

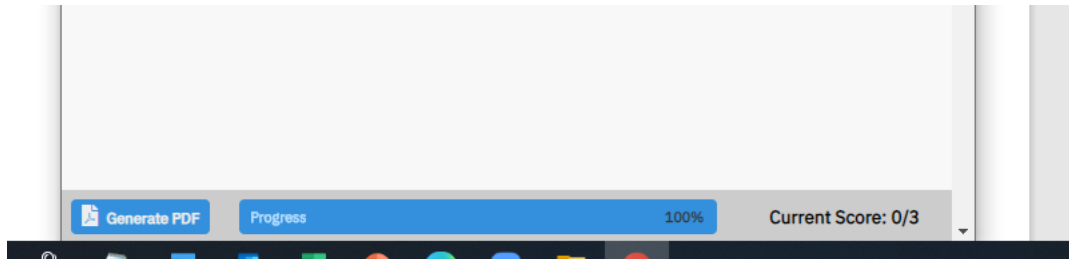
Student Answers – This contains all the answers provided by the Learner to both MCQs and open questions

One, none or any of these options can be toggled on or off by the Author.

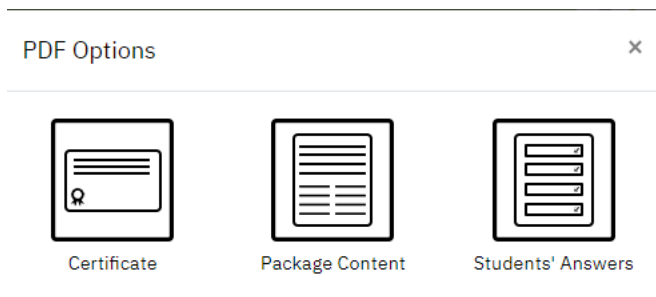
Once this Options have been set these should be saved

Learner view of PDF option

In the learner's view of the package the resulting bar appears across the bottom of their page.



When they click on the Generate PDF button the following panel appears



The options displayed having been dictated by the author.

The learner clicks on the option they want to save as a PDF. The generated file is stored on their own file system and can be printed or shared as desired. If they require more than one of the PDFs they have to click on the Generate PDF button to select another icon.

Examples:

1. Certificate



2. Package Content

Abby McDeere

GP - Introduction

Welcome to the Microbiology Virtual Patient Suite.

In this resource you will have the opportunity to integrate your knowledge of microbiology with clinical decision making.

You will assume the role of a Junior Doctor initially working in a health care centre practice and thereafter in the Emergency Department of an University Hospital. Throughout you will answer the questions as sequentially you undertake examinations and investigations to correctly diagnose you patients. You will follow the health of one patient and you will receive further information regarding her condition to guide your decision making.

There are teachers comments to help to guide your learning.

You will be given the opportunity to export the contents of this package along with your answers at the end of the resource.

3. Students' Answers

Abby McDeere

Answer Sheet

Name: Learner Name
Email: learner@man.com
Student ID: 1234567

Which one of the following would you most likely suspect at this stage?	
<input type="radio"/> Appendicitis	
<input type="radio"/> Acute Cholecystitis	
<input type="radio"/> Ectopic Pregnancy	
<input type="radio"/> Sexually transmitted disease	
<input checked="" type="radio"/> Lower Urinary Tract Infection	✓
<input type="radio"/> Upper Urinary Tract Infection	

Which laboratory tests are needed to confirm your initial diagnosis?
Your Answer

What treatment should you give the patient?	
<input type="radio"/> Gentamicin I.V. 7 days	
<input type="radio"/> Piperacillin / Tazobactam I.V. 7 days	
<input checked="" type="radio"/> Trimethoprim P.O. 3 days	✓
<input type="radio"/> Trimethoprim P.O. 7 days	

Recurrent UTIs can be as a result of reinfection or relapse. What is the difference between the two?
Your Answer

What is meant by a "Complicated" UTI?
Your Answer